



Woodcraft



TABLE OF CONTENTS

Woodcraft -----	2
Pinnacle Collection -----	3
Rustic Collection -----	5
French Series -----	7
Grand Series -----	9
Echo Series -----	11
Verde Series -----	12
Fire Doors -----	13
Glass / Wood -----	14
Millwork -----	15
Construction Details -----	16
Finishing & Warranty -----	17

ON THE COVER

Top: 0200V-RTP Rustic Oak
v-grooved / round top panel
Middle: 0110 Wormy Maple Panel
Select Walnut stiles & rails
Bottom Left: 0230 Rustic Hickory
Bottom Right: 0200 Vertical Grain Hemlock
Hand Hewn Panels

Distinction



Woodcraft

Woodcraft is...

Committed to providing the highest quality wood doors and millwork in the region. These products are domestically produced and utilize fully sustainable and renewable resources. The services we provide and the pricing of our products combined with our commitment to quality are paramount in achieving our ultimate goal of total customer satisfaction.



Every component is...

Inspected multiple times throughout the manufacturing process to ensure quality in every product. We use only the finest materials available, balancing old world craftsmanship and the latest state-of-the-art equipment in our pursuit to exceed your expectations in the products we build and the service we render.

Quality is...

Created in our, materials, tooling, processes, equipment, and a desire to be the best at what we do. We are not only committed to delivering a quality product, in a timely manner, as ordered, but also to deliver value at a fair price to you, our valued customer.



PINNACLE COLLECTION



0220-V Superior Alder
Matching Sidelights, Arched Transom
Autumn Oak / Brown Glaze

The *Pinnacle* collection is...

Your choice of the finest premium woods available. Utilizing select, clear, and superior graded lumber, the properties and characteristics of these premium hard and softwoods are especially suited for building doors and millwork. Whether you choose the rich warm look of cherry, the distinct grains of oak, or the strength and character of hickory, your *Pinnacle* door is built to the highest standards.




**0300-RM
BEECH**

**210-V
HICKORY**



0610 VG HEMLOCK



0100


0110

0200

0210

0210-V

0220



0230

0300

0320

0330



**0200 VG HEMLOCK
HAND HEWN**



SUPERIOR ALDER



BIRCH



BEECH




CHERRY



VG HEMLOCK



HICKORY / CALICO



AFRICAN MAHOGANY



MAPLE




OAK / RED



OAK / WHT 1/4 SAWN



POPLAR



WALNUT

RUSTIC COLLECTION



0210 Knotty Alder
Fruitwood / Brown Glaze

The *Rustic* collection is...

Old world charm, one of a kind styling, and crafted for enduring beauty. Our unique Rustic collection includes: beech, cherry, hemlock, hickory, maple, oak, walnut, knotty alder, and knotty pine.




0210-RTP
RUSTIC OAK



0340



0350




0360



0370



0380



0390



0500
RUSTIC HEMLOCK



0210
RUSTIC HEMLOCK




0400 "ECHO"
RUSTIC CHERRY



0350 "ECHO"
RUSTIC CHERRY



0400



0410



0420



0500



0600



0610



KNOTTY ALDER



RUSTIC BEECH



RUSTIC CHERRY



RUSTIC HEMLOCK



RUSTIC HICKORY



RUSTIC MAPLE



RUSTIC OAK



KNOTTY PINE



RUSTIC WALNUT

FRENCH SERIES



2090 - Common Arched Pair
Select Soft Maple
Fruitwood / Brown Glaze



1000



1010



1020



1030




1060



1080



1090



1100



1120



2000



2010



2060




1010-RM (Raised Mouldings)
Common Arched Pair
Select Walnut
Finish / Natural



2080



2090



3000



3010



3040



3060



3090



3200



3210

GRAND SERIES




0110- V 5'0" X 10'0"
Knotty Alder
Heavily Distressed
Fruitwood / Black Glaze




Grand Series Entry
Superior Alder
Cherry / Brown Glaze


The Grand Series is....
The creation of a truly custom wood door begins with your vision and inspiration. From conception, detailed drawings, craftsman who hand select the finest materials, exacting construction, and our commitment to deliver a product that exhibits character and beauty, together we will create that first impression your guests will long remember.




3240 3260 4000 4010




4030 4060 4200 4210




4230 4260 4300 4310



5000 5030 5040 5050 5100 5120 5130



5140 5200 5220 5230 5300 5320




5320 4260 5320 4330 4360

ECHO SERIES

"We are listening"

In today's economy staying within budget is more important than ever. At Woodcraft we often hear "Can a wood door be affordable?" The answer is a resounding yes! Introducing the Echo series door, constructed with solid wood stiles and rails, shaker designed panels, ten different wood choices, ogee or square sticking, and available in twenty two door designs ensuring that you will find a style that fits your home. Woodcraft doors are built in America, engineered for value, and are warranted to perform. The beauty and character of real wood is now within reach.



Echo series doors available in: superior or knotty alder, select or rustic cherry, select hickory, select maple, select or rustic oak (red), knotty pine, and select walnut 1 3/8" thickness only.

Styles:

0100 0300 0390 1010 4000
0110 0320 0400 2000 4010
0200 0330 0500 2010
0210 0350 0600 3000
0230 0380 1000 3010

VERDE SERIES



Our commitment to the environment shines in our Verde series, a selection of environmentally friendly wood stile and rail doors. The Verde door utilizes certified woods and low VOC glues in the building of our products. Whether working on a LEED project, or simply reducing your environmental footprint, we want to help!

FIRE DOORS

Woodcraft fire-rated doors and jambs, utilize a certified fire resistant core which is integrated into our product and approved for the following classifications: 20 minute, 45 minute, 60 minute, and 90 minute ratings.

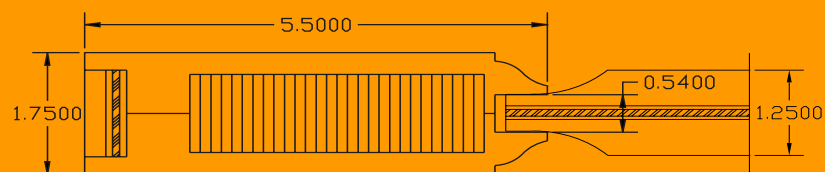

Woodcraft fire doors will look identical to the other Woodcraft doors in your home. Available in nearly all door styles, and sizes up to 42" in width and 96" in height .



0210-V-F CALICO HICKORY



0220-V-F SUPERIOR ALDER



FIRE DOOR CONSTRUCTION DETAILS
20 MINUTE RATED POSITIVE PRESSURE

GLASS AND WOOD / STANDARD OPTIONS



SUPERIOR ALDER



BEECH



BIRCH



CHERRY



HICKORY / CALICO



MAPLE



AFRICAN MAHOGANY



OAK / RED



OAK / WHT 1/4 SAWN



WALNUT



VG HEMLOCK



SUPERIOR HEMLOCK



KNOTTY ALDER



RUSTIC BEECH



RUSTIC CHERRY



RUSTIC HEMLOCK



RUSTIC HICKORY



RUSTIC OAK



KNOTTY PINE



RUSTIC WALNUT



CLEAR



BEVELED CLEAR



CLEAR GLACIER



GLUE CHIP




RAIN



REEDED



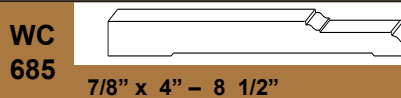
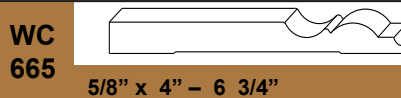
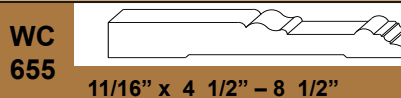
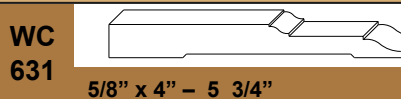
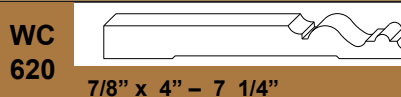

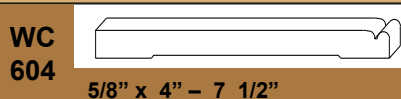
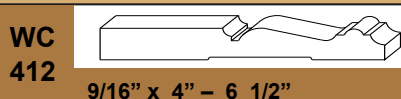
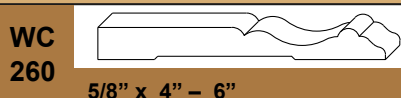
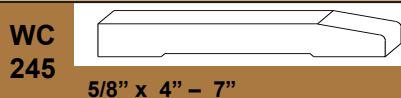
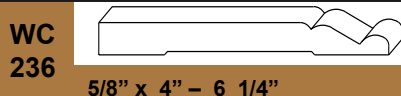
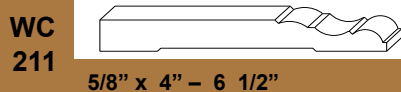
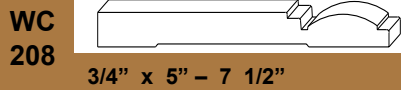
DELTA FROST



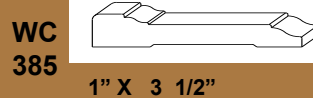
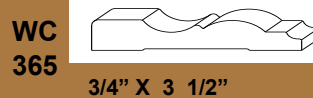
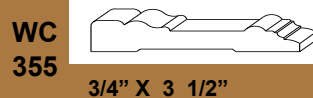
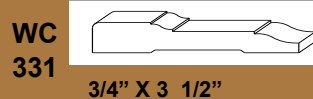
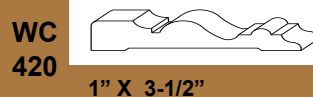
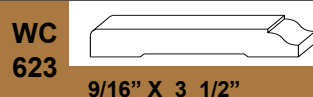
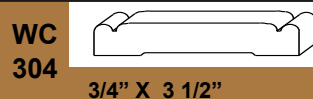
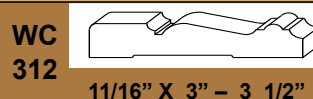
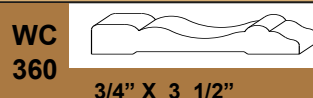
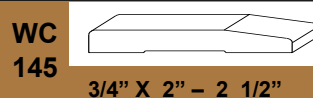
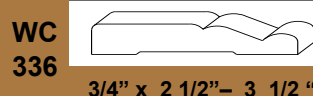
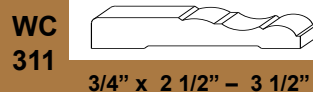
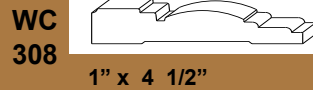
SANDBLASTED

MILLWORK

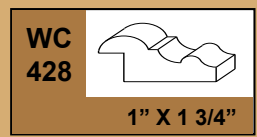
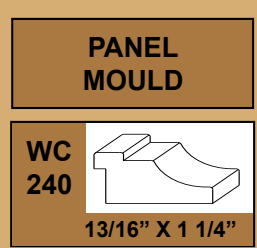
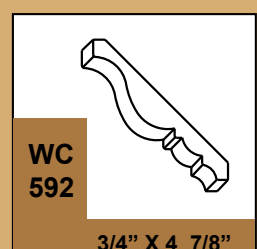
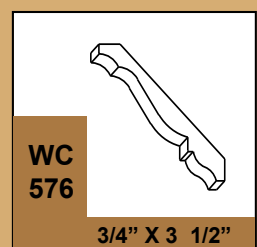
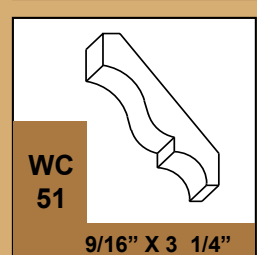
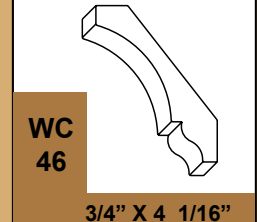
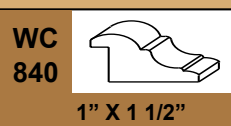
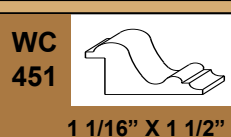
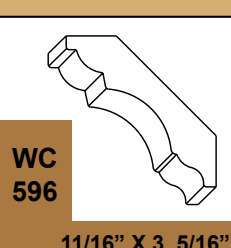
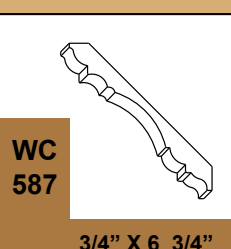
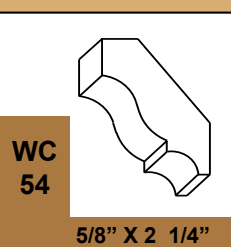
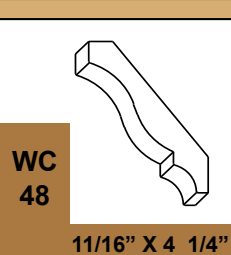
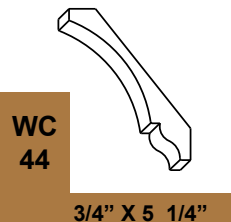
BASE



CASING

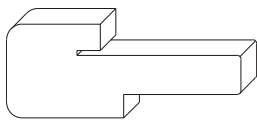


CROWN

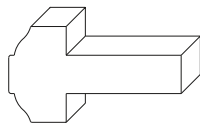


PANEL MOULD

MILLWORK CONTINUED



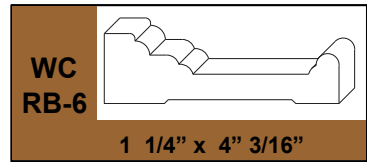
EXT. ASTRICAL



INT. ASTRICAL

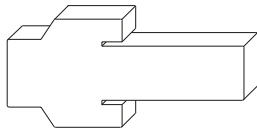


INTERIOR JAMB

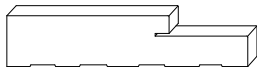


WC RB-6


1 1/4" x 4" 3/16"



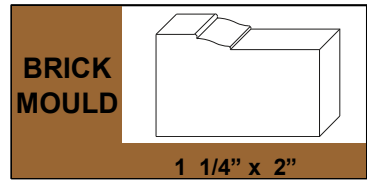
MULLION POST



EXTERIOR JAMB



1 X S4S BOARD



BRICK MOULD

1 1/4" x 2"

PANEL PROFILES / STANDARD



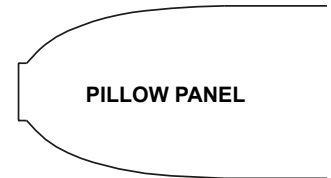
FLAT PANEL



SCOOP PANEL




BEVEL PANEL

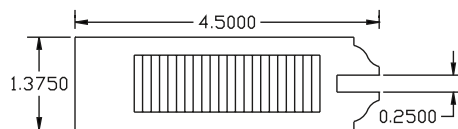


PILLOW PANEL

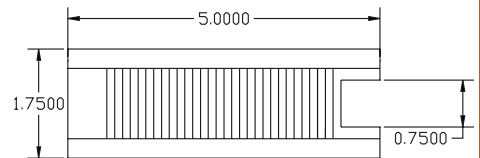
STILE TYPES / CROSS SECTIONS



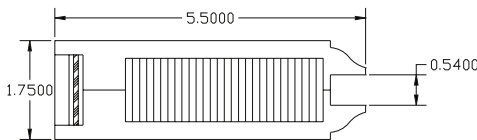
1 3/8" "ECHO" INTERIOR STILE DETAIL
TWO PIECE CONSTRUCTION



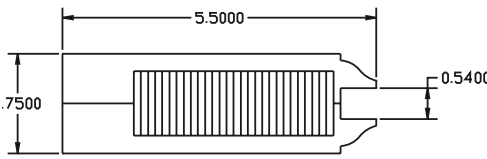
1 3/8" INTERIOR STILE DETAIL
THREE PIECE CONSTRUCTION



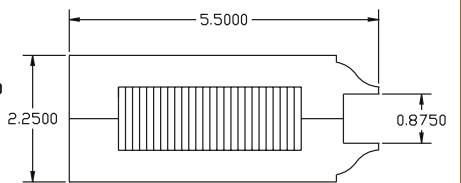
1 3/4" INTERIOR STILE DETAIL
FIVE PIECE CONSTRUCTION



1 3/4" FIRE STILE DETAIL



1 3/4" EXTERIOR STILE DETAIL



2 1/4" EXTERIOR STILE DETAIL

PRE-FINISHED STANDARD STAIN *SAMPLES

Why order a pre-finished door?

- State-of-the-art equipment in a well-lit dust free environment which provides uniform color, texture, and sheen.
- Protection from unfavorable relative humidity conditions at the earliest possible time.
- Cost savings over the total cost of field-applied finishes by a separate contractor.
- **A Limited Lifetime Warranty and shorter installation time, resulting in faster project completion and peace of mind!



NATURAL



AUTUMN OAK



FRUITWOOD



MAHOGANY



GUNSTOCK WALNUT



NATURAL / BR GLAZE



AUT. OAK / BR GLAZE



FRUITWOOD / BR GLAZE



MAHOGANY / BR GLAZE



GS. WALNUT/ BR GLAZE

*See color disclaimer on next page

LIGHT DISTRESSED



- sand panel corners
- light worm holes

MEDIUM DISTRESSED



- sand panel corners
- sand edges
- heavy worm holes
- few gouges

HEAVY DISTRESSED



- sand panel corners
- sand edges
- heavy worm holes
- heavy gouges
- impression marks

HAND HEWN



- custom sanding
- custom carving

***Color Disclaimer:**
Stain samples pictures **DO NOT** represent the entire range of color and grain variations that are possible with wood. Because of this, wood is unpredictable and inconsistent. Therefore samples shown are for basic comparison purposes only and should not be used for exact references.

***Distressing** of products are determined solely by our own craftsman and therefore distressing pictures are for comparison purposes. Before ordering a distressed product refer to an actual sample and familiarize yourself with the process (see distressing descriptions). By ordering a distressed product you accept that a distressed product is non-returnable.

Finishing Instructions

In order to meet warranty requirements Woodcraft recommends that your door be professionally finished making sure finishes are applied in accordance with the manufacturer's instructions.

Proper Finishing of Solid Wood Doors:

All doors must be acclimated to relative humidity and temperature of the jobsite before hanging. All wood doors require sanding prior to finishing. The degree of pre-sanding will depend upon the selection of stain and whether or not the stain is being sprayed or wiped on. Woodcraft is not responsible for the appearance of field-finished doors. All doors must be finish sanded using a 220 grit sandpaper prior to sealing. Finishing and sealing must be done within 48 hours of arrival on the jobsite. Make sure all surfaces are sealed and finished, including top, bottom and side edges of the stiles and rails. Woodcraft will not warrant a door that is not properly finished.

Exterior doors must be finished with at least three coats of an exterior grade material on all six sides. Many exterior finishes are designed to penetrate into the grain of the wood. These products are good but must be used in combination with other products that protect the surface of the wood. Most stains give no protection to the wood by themselves they only give the wood color. The average exterior finish has a limited life expectancy. Most quality exterior finishes will only last for two or three years before they lose some of their effective moisture protecting characteristics. The finish on doors will deteriorate over time and must be refinished properly on a regular basis.

As wood is a natural product and reacts to changes in temperature and humidity, the door and panels within the door expand and contract as the environment changes. When doors are fitted to an opening, the relative humidity at the time of fitting will influence the amount of space that is required between the door and the jamb. Please leave enough space to prevent the need to refit the door. Likewise, the interior panels of a door will expand and contract between the summer and winter reflecting the relative humidity of the home. After a door is installed and finished, the interior panel may reduce in size, leaving an unstained area exposed on the panel. This unstained area should be touched up with stain and sealed to eliminate any further exposure of raw wood.

Signs that the Surface Finish has Failed:

1. Grain rising. If the surface of the wood appears rough or cracked where it has previously felt smooth, it is a sign that moisture has been absorbed by the wood through the surface.
2. Discoloration of the wood. If the wood has taken on a gray hue, or discoloration other than natural variations in some species of wood when exposed to the light (cherry will go deep red, walnut will lighten), the wood has oxidized due to moisture exposure.
3. Flaking or cracking of the finish. If any cracks in the finish of the varnish or other product occur, the moisture will penetrate into the wood.

Pre-Finished Limited Lifetime Warranty:

A limited lifetime warranty is provided on any pre-finished door used for residential interior applications only. This limited warranty is non-transferable and extends only to the original purchaser of the product or original purchaser of the structure in which the product is installed. Please see the full conditions, exclusions, and limitations of our limited lifetime warranty for full details.

Wood Grading Standards:

Woodcraft products fall into three specific grade criteria: **Select**, **Superior**, and **Rustic**. **Select**, follows grade II criteria as set forth in Quality Standards Illustrated (QSI) The, "**Select**", grading standard allows for sound knots up to 1/4" in diameter and sap wood / mineral streaks that do not exceed 10% of the surface area. "**Superior**", as it applies to alder and hemlock fir allows for knots, typically 2" or smaller and other natural characteristics. "**Rustic**", grades for finished products do not fall under any generally defined grading criteria. Therefore, the appearance of any of Woodcrafts "**Rustic**" products are determined solely by our own quality assurance guidelines.

Warranty & Instructions

Warranty: Definitions, Instructions and Recommendations

A. Warp

Warp is a distortion in the door itself, and does not refer to the relationship of the door to the frame or jamb in which it is hung. The term "warp" includes bow, cup, and twist. To measure the amount of warp present in a door, the following method is used: Bow, cup, and twist shall be measured by placing a straight-edge taut wire or string on the suspected concave face of the door at any angle (i.e. horizontally, vertically, and diagonally), with the door in its installed position. The measurement of bow, cup, and twist shall be made at the point of maximum distance between the straight-edge, taut wire or string and the face of the door. For doors 3' x 7' or smaller; warp not exceeding 1/4" in the plane of the door itself and for doors larger than 3' x 7'; warp not exceeding 3/8" is within the allowable range of movement and is not covered under this warranty. Doors with a width greater than 42", any door taller than 96", or a door thicker than 1-3/4" are not covered by this warranty.

B. Handling of New Doors

New doors must be handled in a way to protect them from the weather. Prior to their installation they are most susceptible to absorbing moisture, warping and/or twisting. Doors in their unfinished state must be stored out of the weather, in a dry location, and laid flat. Conditions to avoid include direct contact with concrete floors, storage in outside buildings, or any other place that may have abnormal or varying temperatures or humidity levels (greater than 55% or less than 30% relative humidity). When a door is installed, it must be properly finished within 48 hours from time of shipment to the jobsite. If it is left hanging and exposed, it will start to absorb moisture immediately. This unprotected absorption of moisture will affect the door and void its warranty. A door must be finished on all surfaces uniformly. All surfaces include both faces and all four edges, top, bottom and sides. If hardware is installed, the area cutout should also be finished. If a finished door is trimmed at the bottom to accommodate floor covering height, it must be refinished. Wood doors expand and contract relative to the temperature and humidity. When the door is installed, allowances should be made for the change in dimension that will occur.

C. Proper Installation of Hardware

Doors that are over 60" high should have three hinges. Doors over 90" high should have four hinges. Additional hinges should be used for every 30" over 90" in height. Hardware such as mortise locks should be installed such that

they do not destroy the integrity of the door construction. If mortise locks are to be used, they should be specified at the time of supply or quotation. The door will be designed to accommodate the lock by increasing the width of the stile, and/or positioning the lock rail appropriately and/or increasing its width.

Woodcraft Limited Warranty

A. One Year Warranty

Woodcraft warrants that each exterior and unfinished interior solid panel door distributed from its American Fork facility, for a period of one year from the date of shipment to the job site, is of good material and workmanship and free from defects that would render such door unserviceable or unfit for the ordinary, recommended use. In the event of defect or failure, Woodcraft will, at its option, Repair the door without charge or provide a replacement door without charge in the same state as it was originally purchased From Woodcraft.

B. Exclusions From Warranty

The following are not considered defects in workmanship or material and are not covered by this warranty:

1. Damage caused by an attempt, to repair a Woodcraft door. Warranty & Instructions
2. Modifications of any Woodcraft door. Modifications include, but are not limited to, removal of panels, distressing done by an outside entity, excessive trimming (allowable trimming is defined as 1/4" or less from each side, 1/2" or less from the top, and 1" or less from the bottom rail of the door.
3. Failure to properly seal the door. All edges and surfaces must be sealed within 48 hours of shipment to the jobsite to maintain the integrity of the finish.
4. Any door ordered "open no glass" or "customer to supply glass".
5. Natural variations in the color and texture of the door.
6. Knot size, shape, placement, or any other natural variation in color or texture of the wood.
7. Surface checks less than 1/8" in width and 5" in length.
8. Doors present on jobsite before mudding and taping is complete and dried are not covered by this warranty.
9. Doors 3'x 7' or smaller; warp not exceeding 1/4" in the plane of the door itself. Doors larger than 3'x 7'; warp not exceeding 3/8" in the plane of the door itself.

10. Door widths greater than 3' x 6".

11. Doors taller than 8'.

12. Doors thicker than 1 3/4".

13. Defects or warp caused by (1) warp or bow of the frame or jamb in which the door is hung; (2) improper hanging of the door, or (3) improper installation such that the door does not swing freely.

14. Damage caused by improper handling or on-site storage.

15. Panel misalignment or shrinkage is not considered a defect and is not covered by this warranty.

16. Surface checking is considered a natural characteristic of wood and is not covered by this warranty.

17. Discoloration, of any kind, caused by decorative metal (e.g. clavos, grilles, straps, etc.) or hardware, such as locksets, knobs, or handle sets are not covered under this warranty.

18. All exterior doors must have adequate protection from the elements. "Adequate" is defined as a minimum overhang projecting the distance from the structure equal to one half the distance from the bottom of the door to the bottom of the overhang (e.g. if the measurement from the bottom of the door to the bottom of the overhang is 8 feet, the required projection of the overhang is 4 feet). If this protection is not provided, no warranty is applicable.

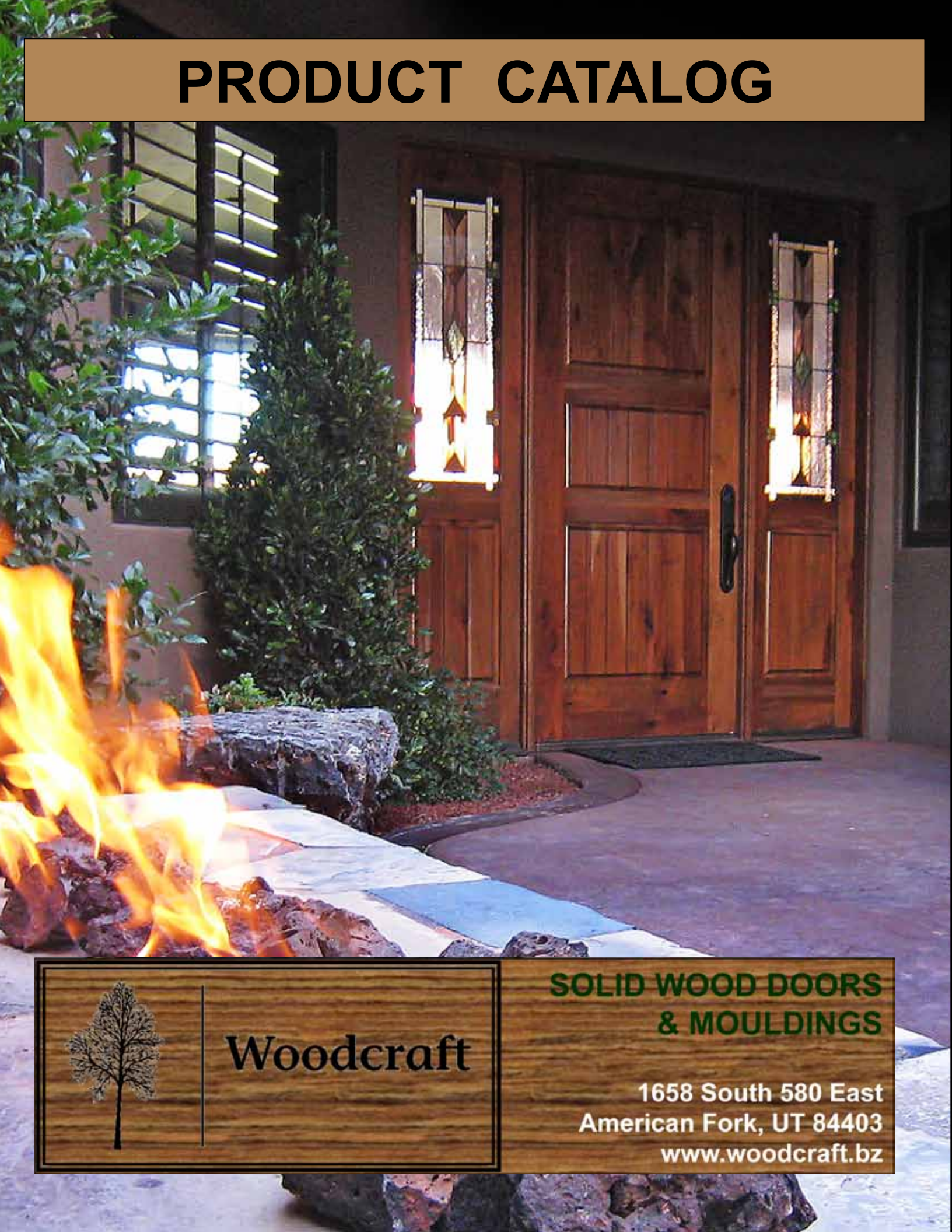
C. Limitations

This warranty shall be void and Woodcraft shall have no liability hereunder if the purchaser installs, treats or retains, for more than thirty (30) days, a door containing an obvious defect, without giving the notice as required herein, or if the purchaser fails to file the required notice within 30 days after discovery of a latent defect. *THESE ARE NO OTHER EXPRESS WARRANTIES OTHER THAN THE WARRANTIES SET FORTH HEREIN AND THERE ARE NO IMPLIED WARRANTIES OF ANY KIND INCLUDING, BUT NOT LIMITED TO, WARRANTIES OF MERCHANTABILITY AND FITNESS FOR A PARTICULAR PURPOSE.*

D. How To Make A Claim

Within 30 days of discovering that the door is defective or fails to conform to this written warranty, the purchaser shall notify the dealer and/or distributor from whom the door was purchased in writing of the nature and extent of the claimed defect.

PRODUCT CATALOG



Woodcraft

**SOLID WOOD DOORS
& MOULDINGS**

1658 South 580 East
American Fork, UT 84403
www.woodcraft.bz